



# Whitman County Economic Development Informational Meeting

September  
25, 2024  
11:45 am – 1:30 pm  
The Center, Colfax

*Economic Development Informational Meetings (EDIMs) are updates on the Port's implementation of the ADO's economic development plan. No business or official actions will be taken by the Port Commissioners.*

## Agenda

1. **Welcome and Introductions** – 12:00 pm
2. **2024 Economic Development Plan**
  - a. **Small Business Development**
    - Juan Garcia, Washington Small Business Development Center (SBDC) **(Exhibit 1)**
  - b. **Economic Profiling**
    - Select Economic Indicators **(Exhibit 2)**
  - c. **Existing Business Retention & Expansion**
    - Energy Saving in Agriculture and Rural Businesses – David Funk, Zero Emissions Northwest
  - d. **Business Recruitment/Marketing & Advertising**
    - Update on Recent and/or New Business Leads **(Exhibit 3)**
  - e. **Sites & Infrastructure**
    - Permanently Affordable Home Ownership – Nils Peterson, Moscow Housing Trust
    - Lower Granite Lock & Dam – Megan L. Innes, U.S. Army Corps of Engineers
    - Conditional Use Permit Process – Alan Thomson, Whitman County
    - Whitman County Site Reuse & Revitalization Program
3. **Future Meeting Topics and Closing**

The next EDIM is scheduled for **November 6, 2024**. Port staff will keep EDIM participants informed if there are any changes to the meeting format.

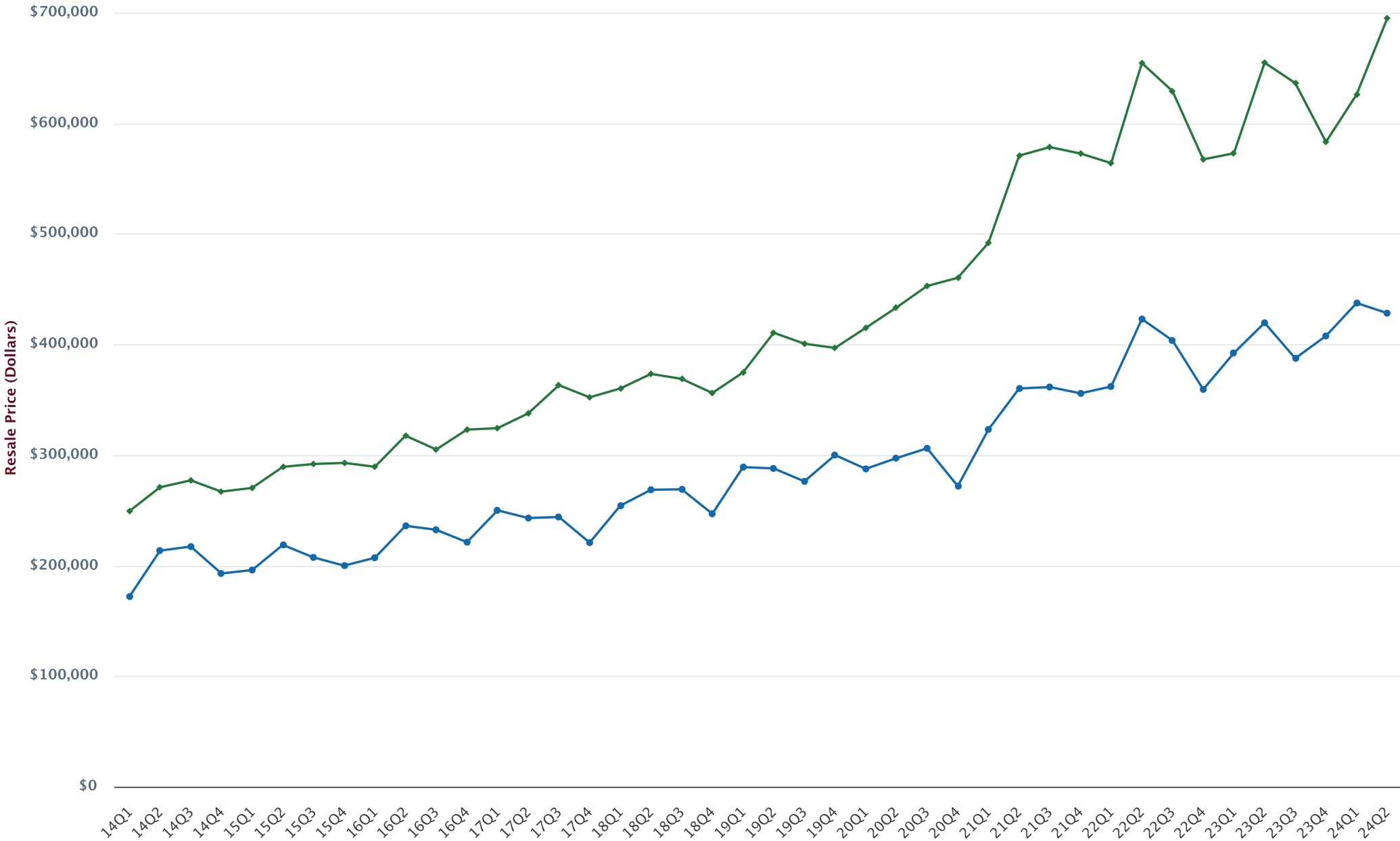
Whitman County

<b>Name: Definition for Stakeholder Primary Scorecard</b>
<b>Layout: Stakeholder Primary Scorecard</b>
<b>Cumulative Period Start: 1/1/2024</b>
<b>Current Period Start: 7/1/2024</b>
<b>Scorecard End: 9/20/2024</b>
<b>Funding Source(s): All</b>
<b>Sub-Funding Source(s): ALL</b>

<b>Line No</b>	<b>Data Elements</b>	<b>Current Value</b>	<b>Cumulative to Date</b>
<b>1.</b>	<b>CASE TOTALS (Clients)</b>	0	0
2.	Number of Clients Counseled	9	45
3.	Number of New Clients	2	20
<b>4.</b>	<b>Company Status</b>	0	0
5.	Pre-venture/Nascent	4	38
6.	Startups	3	5
7.	In Business	2	20
<b>8.</b>	<b>CASE TOTALS (Total Hours)</b>	0	0
9.	All Prep + Contact Client Hours	34	247
10.	New Client Hours	12	41
<b>11.</b>	<b>CASE TOTALS (Impacts)</b>	0	0
12.	Capital Infusion	7,000	252,000
13.	Number Businesses Created	1	2
14.	Jobs Created	1	2
15.	Jobs Saved/Retained	0	0
16.	Jobs Supported (In Business)	13	126
<b>17.</b>	<b>DEMOGRAPHICS (Type of Business, # of Clients)</b>	0	0
18.	Accommodation and Food Services	2	8
19.	Agriculture, Forestry, Fishing and Hunting	0	5
20.	Arts and Entertainment	0	1
21.	Construction	0	1
22.	Educational Services	0	0
23.	Finance and Insurance	0	0
24.	Healthcare and Social Assistance	1	3
25.	Management of Companies and Enterprises	0	0
26.	Manufacturing	0	1
27.	Professional/Technical Services	2	8
28.	Real Estate, Rental and Leasing	0	0
29.	Research and Development	0	0
30.	Retail	1	5
31.	Service	0	9
32.	Technology Services	0	0
33.	Transportation and Warehousing	1	1
34.	Wholesale	0	0
35.	No Response	2	3

<b>36.</b>	<b>DEMOGRAPHICS (Business Ownership Gender)</b>	0	0
37.	Male	4	17
38.	Female	3	13
39.	Male/Female	0	8
40.	No Response	2	7
<b>41.</b>	<b>DEMOGRAPHICS (Ethnic Background - Race)</b>	0	0
42.	American Indian or Alaskan Native	0	0
43.	Asian	1	5
44.	Black or African American	2	4
45.	Native Hawaiian or Pacific Islander	0	0
46.	Multiracial	1	1
47.	White	3	28
48.	No Response	2	7
<b>49.</b>	<b>DEMOGRAPHICS (Ethnicity)</b>	0	0
50.	Hispanic	2	5
51.	Non-Hispanic	6	35
52.	No Response	1	5
<b>53.</b>	<b>DEMOGRAPHICS (Business Ownership Vet. Status)</b>	0	0
54.	Veteran	0	0
55.	Service-Disabled Veteran	0	0
56.	Non-veteran	6	37
57.	No Response	3	8
<b>58.</b>	<b>COUNSELING ACTIVITY (Areas of Counseling, # of Sessions)</b>	0	0
59.	Business Accounting/Budget	0	0
60.	Business Plan	0	4
61.	Buy/Sell Business	0	0
62.	Cash Flow Management	1	2
63.	COVID-19 Related	0	0
64.	Financing/Capital	0	3
65.	Human Resources/Employee Mg't	0	0
66.	International Trade	0	1
67.	Managing a Business	3	34
68.	Marketing/Sales	4	5
69.	Start-up Assistance	5	25
70.	No Response	0	0
71.	Other	9	45

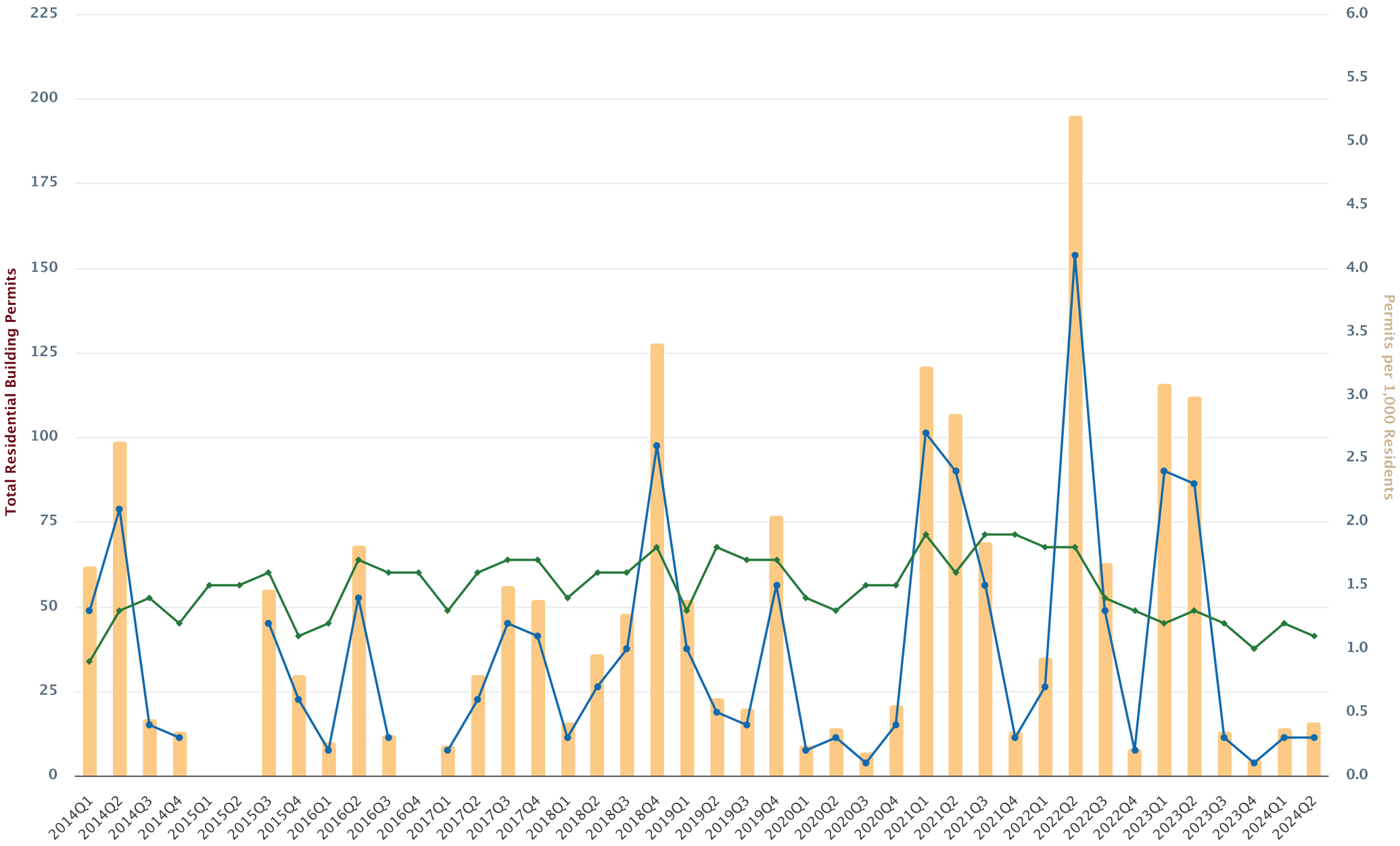
### 6.3.1 Median Home Resale Price



This graph was downloaded on 9/24/2024 from [www.whitmancountytrends.org](http://www.whitmancountytrends.org)

—●— Whitman County - Median Home Resale Price  
—◆— Washington State - Median Home Resale Price

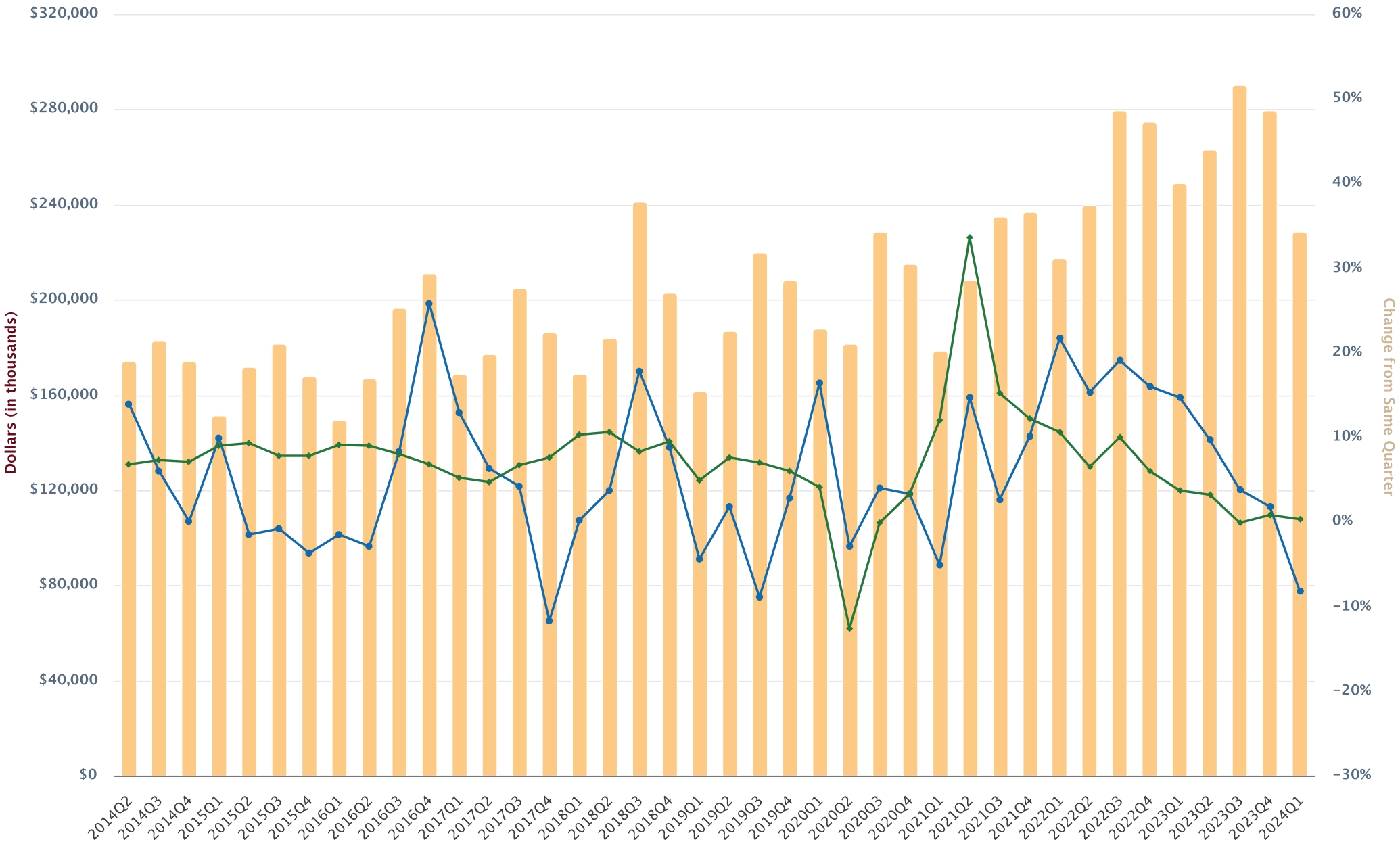
### 2.3.3 Quarterly Residential Building Permits & Number per 1,000 Residents



This graph was downloaded on 9/24/2024 from [www.whitmancountytrends.org](http://www.whitmancountytrends.org)

- Whitman County - Total Units
- Whitman County - Permits Per 1000 Residents
- Washington State - Permits Per 1000 Residents

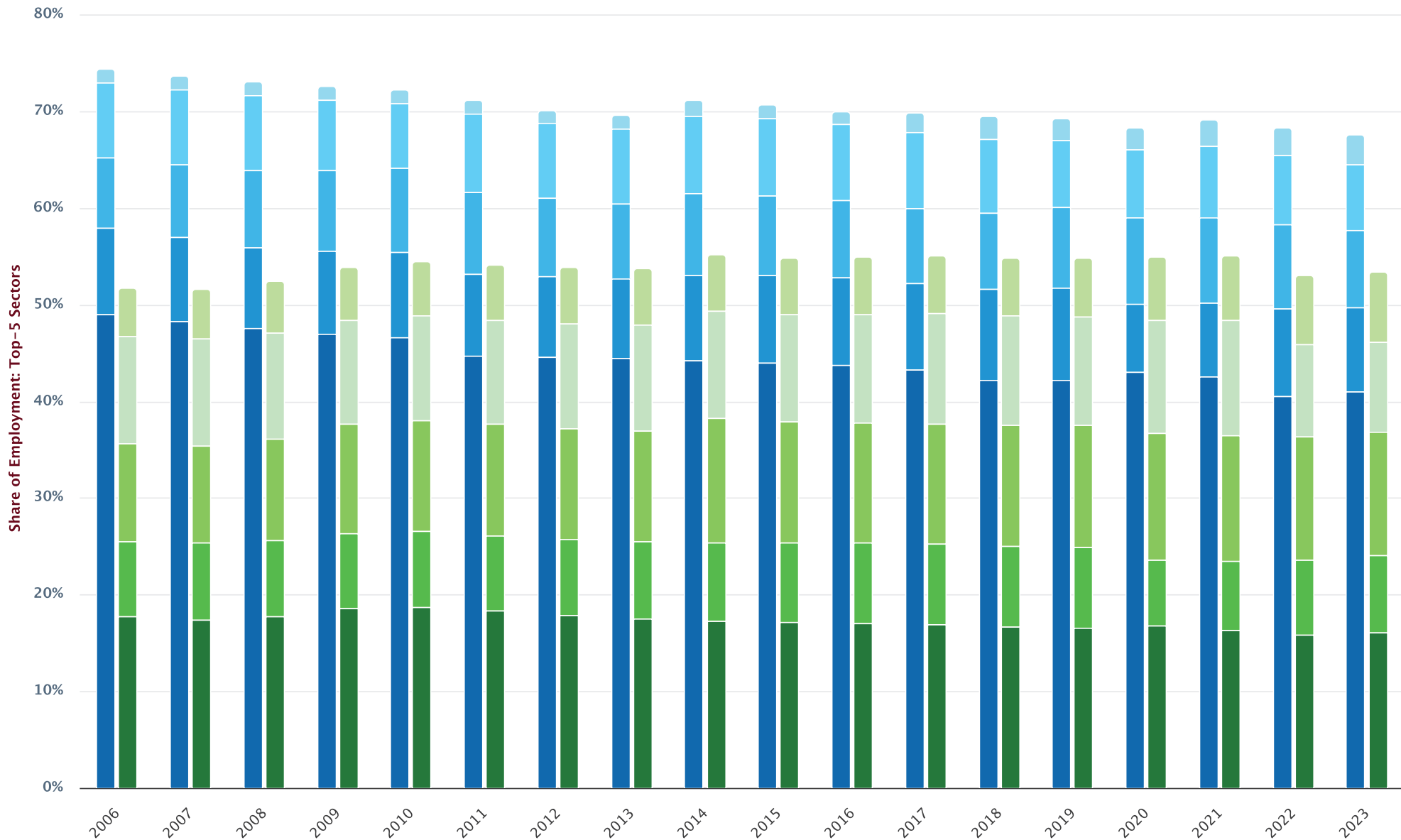
## 2.2.4 Quarterly Taxable Retail Sales & Annual Growth Rate from Same Quarter of Previous Year



This graph was downloaded on 9/24/2024 from [www.whitmancountytrends.org](http://www.whitmancountytrends.org)

- Whitman County - Total Retail Sales (thousands)
- Whitman County - % change from previous year
- ◆ Washington State - % change from previous year

## 2.4.3 Share of Employment in Top-5 Largest Employing Sectors



This graph was downloaded on 9/24/2024 from [www.whitmancountytrends.org](http://www.whitmancountytrends.org)

- Whitman County - Government
- Whitman County - Accommodation and Food Services
- Whitman County - Health Care and Social Assistance
- Whitman County - Retail Trade
- Whitman County - Professional, scientific, and technical services
- Washington State - Government
- Washington State - Accommodation and Food Services
- Washington State - Health Care and Social Assistance
- Washington State - Professional, scientific, and technical services
- Washington State - Retail Trade

*Paper copies of both reports available upon request.*



# The Monthly Employment Report

July 2024

Prepared by Anneliese Vance-Sherman, chief labor economist

On a seasonally adjusted basis, preliminary estimates from the federal Bureau of Labor Statistics (BLS) indicate nonfarm employment in Washington decreased by 100 in July 2024.<sup>a</sup> BLS estimates that employment in the private sector expanded by 700 jobs over the month and employers in the public sector shed 800 jobs.

On a not seasonally adjusted basis, estimates for July 2023 through July 2024 indicate an increase in employment of 62,500 for the state. The private sector added 39,700 jobs while the public sector gained an estimated 22,800 jobs over the year.

Washington's preliminary seasonally adjusted unemployment rate for July 2024 was 4.9%, up one tenth of one percent from 4.8% in June. The unemployment rate in July 2023 was 3.6%.

BLS estimates of monthly job gains and losses are based on a survey of businesses. Preliminary estimates are subject to revision. The June 2024 preliminary estimated addition of 7,100 jobs was revised up to 8,700.

For more information, contact Anneliese Vance-Sherman by phone at 564-900-0748 or by email at [anneliese.vance-sherman@esd.wa.gov](mailto:anneliese.vance-sherman@esd.wa.gov).

Scan QR code for complete report:

A green banner with a white circular seal on the left containing a portrait of George Washington and the text "THE SEAL OF THE STATE OF WASHINGTON" and "1889". To the right of the seal, the text "Economic & Revenue Update" is written in large white font, with "September 17, 2024" below it. At the bottom left of the banner, the text "Economic and Revenue Forecast Council" is written in white.

## Economic & Revenue Update

September 17, 2024

Economic and Revenue Forecast Council

Scan QR code for complete report:



## Summary

- **U.S. employment increased by 142,000 jobs in August; the unemployment rate decreased to 4.2%.**
- **The second estimate of U.S. real GDP indicated growth of 3.0% (SAAR) in the second quarter of 2024, up from 1.4% in the first quarter.**
- **In August, U.S. consumer prices increased compared with July and were up 2.5% over the year.**
- **The level of Washington employment is slightly lower than expected in the June forecast.**
- **Seattle-area consumer price inflation is declining.**
- **Major General Fund-State (GF-S) revenue collections for the August 11 - September 10, 2024 collection period came in \$30.6 million (1.4%) higher than forecasted in June.**
- **Final DOR non-Revenue Act collections were \$18.1 million higher than the preliminary values reported last month.**
- **Cumulatively, tracked revenue is now \$26.0 million (0.4%) higher than forecasted.**



**BUSINESS RECRUITMENT - ACTIVE BUSINESS LEAD REPORT**

Project Completed or Permit Phase		New or Re-Activated Business Lead	Still Active Business Lead	Business Lead Cold or on Hold	Business Lead Closed
Date	Lead Source	Type of Business	Criteria	Benefits	Status
Jul-23	Private	Project Distribution	Industrial zoned property	15-20 FTE in Yr. 1-2	Funding secured. Engineering underway.
Jul-23	Private	Project Hydrogen Green Energy	Industrial zoned property	~5 FTE	Lease executed. Design and permitting underway.
Jul-23	Private	Project Fresh Food Distribution	6,000-8,000 sq. ft.	15-20 FTE; Private investment ~\$3mil	Site identified.
Aug-23	Private	Project Bean Food & Beverage Industry	Existing building	Private investment unknown 1-2 FTE	Seeking Whitman County locations for expansion.
Oct-23	DOC	Project Condor Aerospace & Defense	access to airport/airfield hangar 20-30K sq. ft., existing or greenfield	10-20 FTE private investment unknown	
Dec-23	Private	Project Azul	10-100 acres w/ rail access	FTE & investment unknown	Company reviewing site options.
Jan-24	Private	Project Magenta Technology	1 acres site with covered area/shop and existing electrical	FTE unknown, private investment unknown	Company determined it would prefer to locate in Idaho.
Jan-24	Private	Project Canary Aviation	Airplane Hangar	5 FTE, investment unknown	Company reviewing site options.
Jan-24	DOC	Project Organic Farming	500 acre sites conducive to organic farming, must contain minimal soil / groundwater contamination.	FTE unknown, private investment unknown	No existing sites meeting preferred criteria; company is assessing sites in Washington State.
Jan-24	DOC	Project Dominic Contact Support Center	15,000 – 25,000 sq. ft. 100 – 300 workstations in place	300-400 FTE, private investment unknown	No existing sites meeting preferred criteria.
Feb-24	DOC	Project EcoFarm Organic Farming / Agribusiness	400-625 acres; support organic farming; Gas: 120,000 Liters / year; Gasoline: 105,000 Liters / year; Diesel: 115,000 Liters / year; Electricity: 4.3 million kWh with peak load of 5-7 MW; Irrigation Water: 15 million Liters / year	400+ FTE, private investment unknown	No existing sites meeting preferred criteria; company is assessing sites in Washington State.
Feb-24	DOC	Project Apollo Solar Manufacturing	30 acres / 100,000 sq. ft. building with 15MW+ power, ability to grow to 25MW <u>AND</u> 200+ acres / 2M sq. ft. building	900 FTE, 200+ by Phase 1 \$900 mil private investment	No existing sites meeting preferred criteria.

**BUSINESS RECRUITMENT - ACTIVE BUSINESS LEAD REPORT**

Project Completed or Permit Phase		New or Re-Activated Business Lead	Still Active Business Lead	Business Lead Cold or on Hold	Business Lead Closed
Date	Lead Source	Type of Business	Criteria	Benefits	Status
Mar-24	DOC	Project Civil Manufacturing	2 facilities: 350-450,000 sq. ft., 36' clearance height min. First site needs 40MVA total connected load & 100,000 gal/day water. Second site needs 8MVA total connected load with avg. water.	Facility 1: 400 FTE, \$250 mil investment Facility 2: 300 FTE, \$30-50 mil investment	No existing sites meeting preferred criteria; Washington State did not move forward in site selection process.
Apr-24	DOC	Project Railport	20+ buildable acres; 150,000-200,000 RSF; 13,000 KVA	FTE: 250 Capital investment: \$228M	
Apr-24	DOC	Project Spring Center	Data 20-30 acres; 25MW, 25-30,000 gal/day water	20-30 FTE	No existing sites meeting preferred criteria.
Apr-24	DOC	Project Core Housing Faciliity	Within 30 miles of a hospital and 60 miles of an airport, accommodate 500-1500 people	FTE unknown, private investment unknown	
Apr-24	DOC	Project Charge Clean Technology	200 acres; 400MW at peak demand; 200 MW by mid 2026, 400 MW by mid 2027. 161,000 gal/day water. 500KT material rail	FTE: 1500 Capital investment: \$1.5 billion	
Jun-24	Private	Project Farm	Seeking to expand		
Jun-24	Private	Project Manufacturing	Industrial zoned property		Seeking Whitman County locations.
Sept-24	DOC	Project NLS Manufacturing	700 - 1,300 acres (ideal size is 1,000 acres); minimum 250MW; 3 million gal/day water; 1,500 dekatherm/hour	FTE: 1000+ Capital Investment: \$1B+	No sites meet preferred criteria.