



Whitman County Economic Development Informational Meeting

July 30, 2025
12:00 pm – 1:30 pm
The Center, Colfax

Economic Development Informational Meetings (EDIMs) are updates on the Port's implementation of the ADO's economic development plan. No business or official actions will be taken by the Port Commissioners.

Agenda

1. **Welcome and Introductions** – 12:00 pm
2. **Update on Congress & Federal Policy**
 - a. Congressman Michael Baumgartner (WA-05)
3. **2025 Economic Development Plan**
 - a. **Existing Business Retention & Expansion**
 - ADO Report Card & Workplan
 - b. **Economic Profiling**
 - Select Economic Indicators **(Exhibit 1)**
 - c. **Site & Infrastructure Development**
 - Technology Transfer & Commercialization Scaling Facility Update
 - Pedestrian & Bicycle Project Grants – Rebecca Couch, Palouse Regional Transportation Planning Organization Director
 - d. **Economic Development Advocacy**
 - Clean Energy Property Tax Impacts Report – Paul Jewell, Washington State Association of Counties Government Relations Director **(Exhibit 2)**
 - Legislative Coalition Building **(Exhibit 3)**
 - e. **Small Business Development**
 - Washington Small Business Development Center (SBDC) – Juan Garcia, Certified Business Advisor **(Exhibit 4)**
 - f. **Business Recruitment/Marketing & Advertising**
 - Commerce Leads **(Exhibit 5)**
4. **Future Meeting Topics and Closing**

The next EDIM is scheduled for **September 24, 2025**. Port staff will keep EDIM participants informed if there are any changes to the meeting format.

June 2025

Washington state resident civilian labor force and employment*

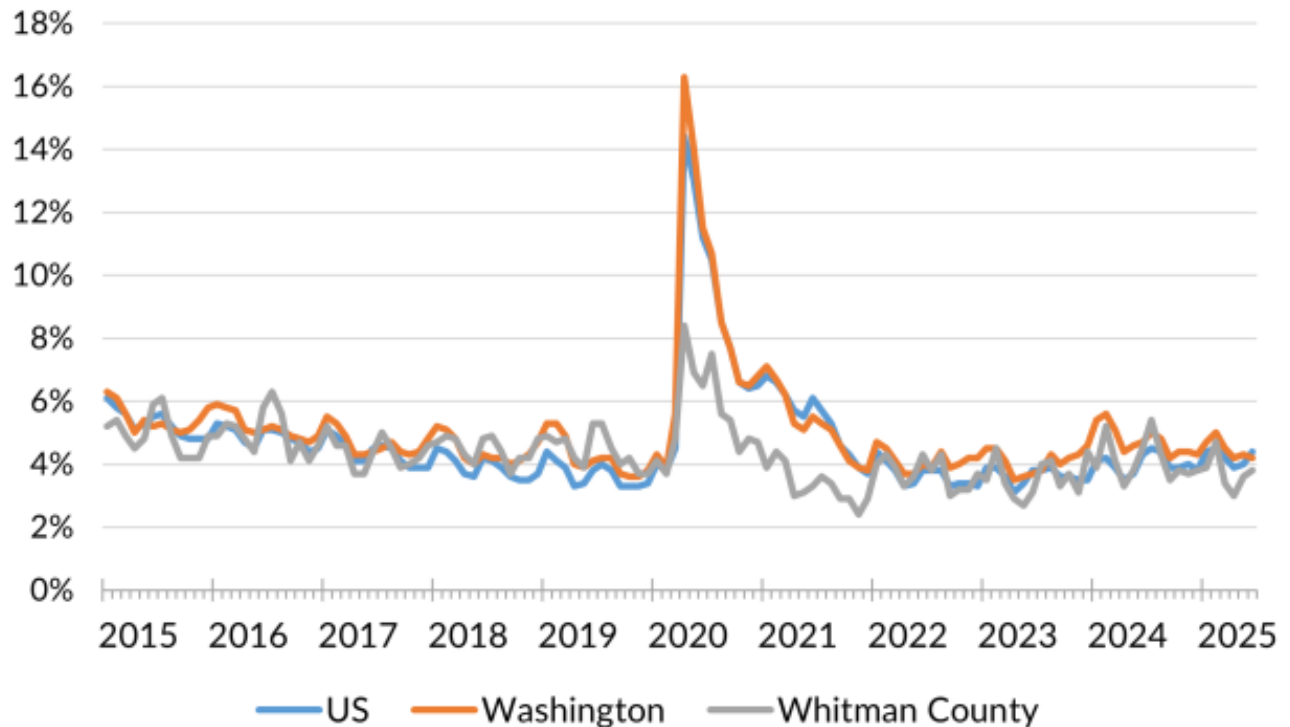
State	County	Civilian labor force	Employment	Unemployment	Unemployment rate
WA	San Juan	7,947	8,190	221	2.60
WA	Asotin	9,545	9,367	262	2.70
WA	Benton	9,545	9,367	262	2.70
WA	Walla Walla	27,599	28,854	919	3.10
WA	Chelan	36,564	39,263	1,326	3.30
WA	Columbia	1,913	1,782	60	3.30
WA	Adams	8,418	9,306	328	3.40
WA	Kitsap	118,691	115,896	4,113	3.40
WA	Spokane	253,597	246,649	8,639	3.40
WA	Kittitas	21,422	21,186	762	3.50
WA	Klickitat	9,150	9,447	346	3.50
WA	Thurston	140,705	136,135	4,983	3.50
WA	Whatcom	109,360	107,526	3,949	3.50
WA	Garfield	908	785	29	3.60
WA	Island	34,551	33,310	1,261	3.60
WA	Skamania	5,876	5,620	210	3.60
WA	Clallam	30,204	28,867	1,113	3.70
WA	Clark	250,476	241,590	9,268	3.70
WA	Douglas	21,145	20,112	763	3.70
WA	Okanogan	18,754	18,142	689	3.70
WA	Skagit	57,734	56,721	2,212	3.80
WA	Whitman	20,939	18,254	714	3.80
WA	Franklin	44,913	45,351	1,864	3.90
WA	Jefferson	11,774	11,112	460	4.00
WA	Cowlitz	46,010	44,106	1,931	4.20
WA	Stevens	18,597	17,471	764	4.20
WA	Mason	25,156	23,784	1,070	4.30
WA	Grant	45,020	44,237	2,054	4.40
WA	King	1,366,886	1,310,565	59,615	4.40
WA	Lincoln	4,055	3,578	163	4.40
WA	Pend Oreille	5,074	4,657	214	4.40
WA	Lewis	33,708	30,893	1,441	4.50
WA	Yakima	110,113	116,343	5,446	4.50
WA	Snohomish	461,271	439,822	21,140	4.60
WA	Grays Harbor	29,389	27,209	1,345	4.70
WA	Pacific	8,072	7,321	374	4.90
WA	Pierce	491,418	464,544	24,200	5.00
WA	Ferry	2,459	2,187	128	5.50
WA	Wahkiakum	1,253	1,140	67	5.60

1. List of Washington counties ranked from lowest to highest unemployment rate.

Data Source: Washington State Employment Security Department, Monthly Employment Report

Whitman County profile

Unemployment rate, not seasonally adjusted



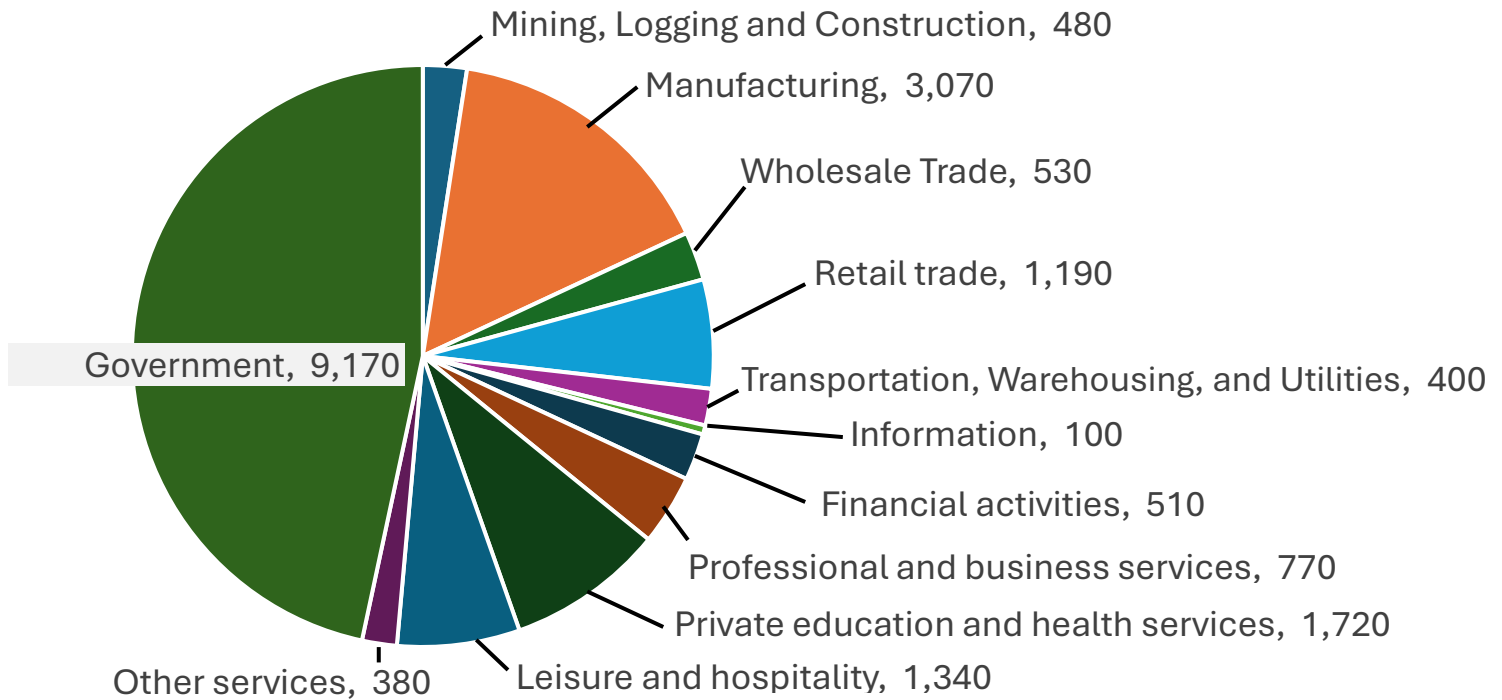
2. Unemployment rate comparison between the US, Washington, and Whitman County.

Data Source: Washington State Employment Security Department, Whitman County Profile

Link to Data Source at QR Code Below:



Employment Estimates in Whitman County, June 2025



3. Nonfarm, non-seasonally adjusted estimates for the number of jobs per NAICS codes in June 2025.

Data Source: Washington State Employment Security Department, Whitman County Profile

Link to Data Source at QR Code Below:



2024 Whitman County Economic Sector Diversity

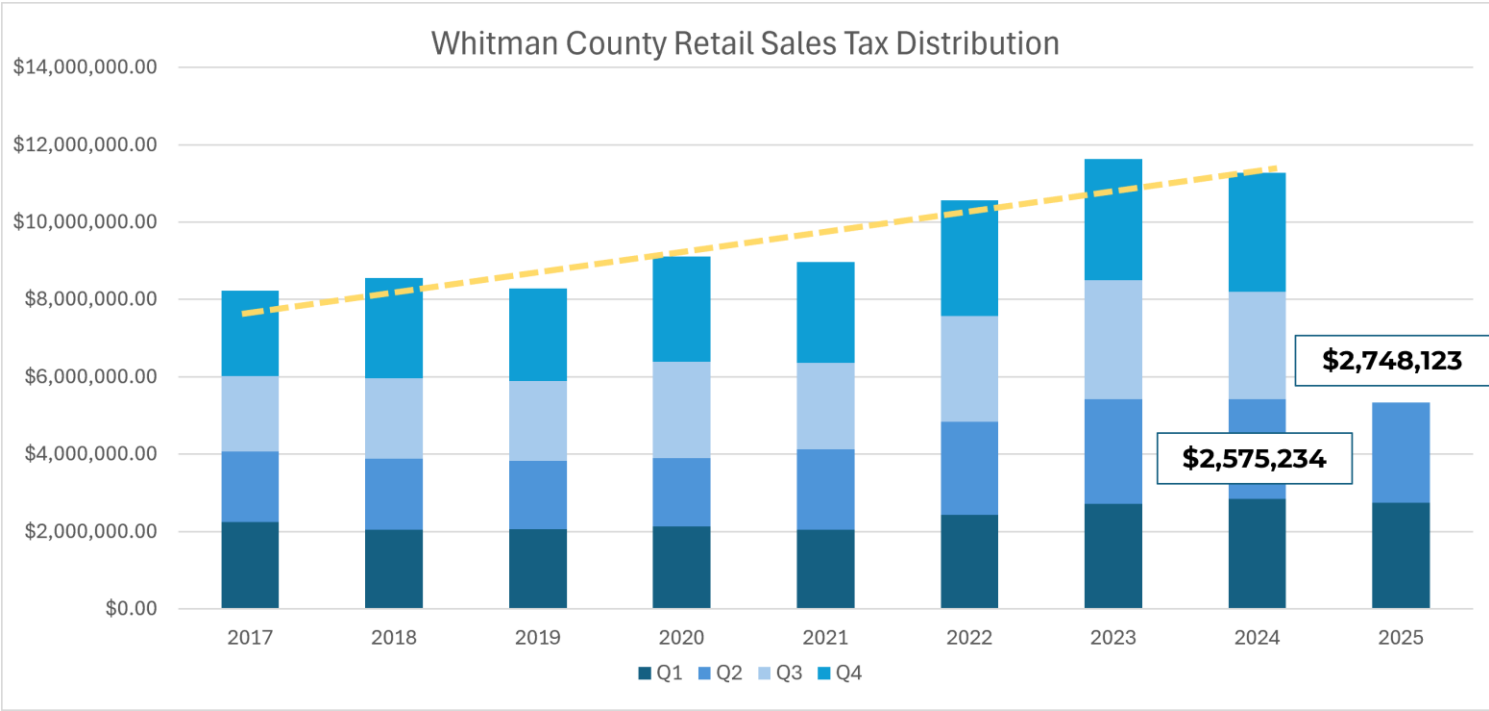
Industry (2-digit NAICS)	Average Firms	Employment	Average Annual Wage
Agriculture, forestry, fishing, and hunting	207	454	\$41,354
Mining	*	*	*
Utilities	*	*	*
Construction	96	494	\$63,345
Manufacturing	*	*	*
Wholesale trade	48	537	\$73,473
Retail trade	81	1,300	\$36,140
Transportation and warehousing	24	315	\$52,869
Information	27	98	\$88,001
Finance and insurance	25	163	\$84,967
Real estate and rental and leasing	46	292	\$40,643
Professional, scientific, and technical services	116	633	\$92,063
Management of companies and enterprises	*	*	*
Administrative and waste services	35	137	\$41,223
Educational services	*	*	*
Healthcare and social assistance	97	1,638	\$51,807
Arts, entertainment, and recreation	15	115	\$28,128
Accommodation and food services	111	1,533	\$22,896
Other services, except public administration	82	306	\$36,725
GOVERNMENT	92	8,064	\$71,965
NOT ELSEWHERE CLASSIFIED	55	3,077	\$87,204

4. Average firms, employment, and wages for Whitman County in 2024. Raw data contains redacted information to keep employer information confidential. Guidelines for redaction are done on a case-by-case basis. * Indicates redacted information; generally, 2-3 firms that employ more than 80% of the industry's workforce

Data Source: Washington State Employment Security Department, Covered Employment (QCEW), "2024 annual averages, preliminary"

Link to Data Source at QR Code Below:





5. Whitman County Retail Sales Tax Distribution with comparative Q2 data from 2024 and 2025.

Data Source: Washington State Department of Revenue, Local Tax Distribution for June 2025 in Whitman County



Clean Energy Projects in Rural Counties May Increase Property Taxes for Residents

STAFF CONTACT

Paul Jewell

Senior Policy Director

pjewell@wsac.org

(360) 753-1886

wsac.org

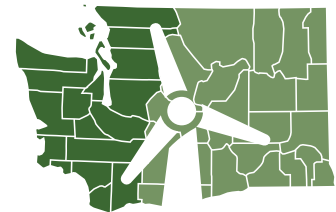
Washington is a leader in clean energy projects. An unfortunate unintended consequence is that property owners in areas where clean energy projects are built will likely see increased tax bills. The benefits realized by local communities from the development of clean energy production facilities have long been a source of controversy, especially in rural areas. While county governments and other local services like schools and fire districts will receive increased property tax revenue, a significant portion of the new revenue from clean energy project development can ultimately become the responsibility of others to pay. The state's property tax assessment process can result in large annual value fluctuations and significant depreciating values over time that shift the projects' tax burden to the other residents and businesses in the taxing district.

Recent State Legislation Driving Clean Energy Project Development:

- 1 **The Energy Independence Act of 2006** – requires qualifying electric utilities source up to 15% of their electricity from renewable energy.
- 2 **Washington Clean Energy Transformation Act (2019)** – requires all electricity sold in Washington to retail electric customers to be from 100% non-greenhouse gas emitting or renewable resources by 2045.

Some Counties where new clean energy (wind and solar) projects are being proposed: Benton, Douglas, Yakima, Kittitas, Klickitat

22 Wind Energy Facilities in WA



2 in Western Washington

20 in Eastern Washington

Key Findings: Unveiling the Challenges and Implications

- 1 **Increased Clean Energy Development:** Washington State's ambitious climate policies have led to a surge in proposed clean energy production facilities in rural counties. However, much more will be needed to meet the state's goals.
- 2 **Inconsistent Property Tax Assessment:** The state's property tax assessment process for centrally and locally assessed clean energy projects results in inconsistent assessed values, posing challenges for fair taxation.
- 3 **Tax Burden Shifts:** Washington's personal property tax laws create tax burden shifts over time from clean energy projects to other property taxpayers within the same taxing districts, placing an additional tax burden on existing property taxpayers.
- 4 **Fluctuating Assessed Values:** Clean energy project assessed values experience significant fluctuations annually due to assessment methods and over longer periods owing to personal property depreciation. As a result, over half of their property tax responsibility has been shifted to other taxing district property taxpayers, amounting to millions of dollars in property tax shifts.
- 5 **Escalating Problem:** Without proactive changes, the existing property tax burden shifts from clean energy projects to other taxpayers are likely to worsen as the state pursues its climate and environmental goals.

WHAT COUNTIES NEED

- 6 **Mitigation Strategies:** Some states have created strategies to prevent or mitigate property tax shift issues associated with clean energy projects while ensuring additional benefits to hosting communities.
- EXHIBIT 2

VIEW FULL REPORT

SCAN QR CODE TO VIEW NOW



Legislative Coalition Building for Whitman County – DRAFT SOW and Qualifications for Lobbyist Contract

Scope of Work:

Provide strategic advice and planning in the development of an annual comprehensive state affairs strategy for the Whitman County Local Government Coalition, including but not limited to:

- Contributing proactive and creative suggestions for state policy and funding opportunities to advance the Port's Economic Development Plan and legislative/business priorities established by the Local Government Coalition.
- Developing implementation plans for how to advance strategic priorities.
- Assisting in the drafting of legislative language.
- Implement the Coalition's state legislative agenda, including but not limited to:
 - Proactively engaging with state lawmakers, staff and agencies in pursuit of the Port's state priorities.
 - Identifying key legislative and state agency relationships for the Coalition and assist in creating opportunities to build and strengthen those relationships.

Provide regular updates, including but not limited to:

- Monitoring of potential and pending legislation.
- Identifying emerging issues of interest to the Coalition in the areas of state policy.
- Reporting on activities conducted in support of the state legislative strategy.

Qualifications:

The proposed consultant must meet the following minimum qualifications:

- At least six years' experience representing client interests before the Washington State Legislature or serving in a senior staff capacity in the Washington State Legislature or a state agency, or a combination thereof;
- Public sector experience;
- Knowledge of local government operations, (including Port, County and City governments), the state legislative process, and how that process affects local government operations;
- Familiarity with Whitman County political landscape;
- Demonstrated ability to develop positive working relationships; the ability to communicate through modern technologies.

Deliverables:

The selected consultant will:

- Regularly (at least once a week during legislative session and every three weeks during interim) communicate in person or by phone with the Local Government Coalitions points of contact (One per entity) describing the work and activities completed as part of each of the tasks included in the Scope of Services;
- Prepare a semi-annual summary that describes the work and activities completed during either the legislative session or the interim as part of each of the tasks included in the Scope of Services; and
- Regularly participate in Washington Public Ports Association (WPPA), Washington State Association of Counties (WSAC) and the Association of Washington Cities (AWC) lobbyist lunches or briefings during the legislative session.



2024 FEDERAL LEGISLATIVE PRIORITIES

U.S. Highway 12 – Phase 8

Funding for U.S. Highway 12 four-laning Phase 8. Total federal funding needed for construction is \$280 million. The state has already earmarked \$21.8 million for design and right-of-way acquisition. Seeking Phase 8 placement on the Federal Highway Administrations Projects of National and Regional Significance. Work with congressional delegation to have project listed as a Tier I or Tier II project.

U.S. Highway 12 – Clinton Interchange

Funding for the U.S. Highway Clinton Street Interchange. Total funding needed for design, environmental, permitting, land acquisition and construction is \$73.8 million. Project will construct an interchange to provide full access at Clinton Street to enhance safety, community connectivity, economic vitality, and provide a safe and full access for freight mobility.

Jonathan M. Wainwright Memorial VA Medical Center

Funding to ensure services for our region's veterans are maintained at Johnathan M Wainwright Memorial VA Medical Center.

Full Support of the River Navigation System, including Full and Proper Maintenance of the Columbia and Snake River Dams

The Columbia and Snake River navigation system is critical infrastructure to the Pacific Northwest economy. Full protection of the navigation system is paramount to the continued economic vitality of the Pacific Northwest. Proper ongoing maintenance ensures the longevity of the system and will allow for continued use and benefit of the inland waterway.

Regional Wastewater Treatment Plant

Funding for the development and construction of a regional wastewater treatment solution that could benefit the City of College Place, City of Walla Walla, and Port of Walla Walla. As our communities grow, there are greater and evolving demands on our current systems. Both Walla Walla and College Place are on the cusp of significant improvements to their Wastewater Treatment Plant (WWTP) facilities; therefore, right now represents a unique time to partner in the development of a regional solution.

Walla Walla Water 2050

The Walla Walla Water 2050 initiative has been authorized by the Washington Legislature as an effort to improve streamflow's and water supplies in the Walla Walla River Basin over the next 30 years. The State of Washington has pledged to provide up to 50% of the costs, therefore we are seeking federal funds as a match.

Walla Walla County Courthouse

The County's Historic Courthouse Complex is both the operational and visible seat of County government. The County has received a threat analysis from DHS/CISA on the physical resiliency of the complex. The need to secure the courthouse with more robust physical protection, as well as the need to transition to a single-entry complex was very clearly stated.

Walla Walla Watershed Protection

Support funding for the US Forest Service to improve wildland fire fighting capacity and fire prevention through fuel reduction in the Walla Walla watershed. Further, the delegation supports including wildland fires as a natural disaster to qualify affected communities for Federal and State disaster relief assistance.

Wallula Gap Business Park Development

The Wallula Gap Business Park is ±1,500 acres of industrial zoned property that needs infrastructure improvements for industrial business recruitment leads. Infrastructure needs include: Expansion of a potable water system, additional wells for reliability and redundancy, fire flow capacity for large manufacturing facilities, wastewater disposal system (large storage reservoirs for land application) and the construction of a roadway and railroad network system to serve the park.

Mill Creek Channel (Not a federal request, just a progress update)

The Mill Creek General Investigation Study is complete, and the Corps of Engineers moved the project to the Continuing Authorities Program (CAP) Section 205 based on the estimated project cost of approximately \$10M. The Mill Creek Coalition and the non-federal sponsor have secured matching funds, and the Corps of Engineers anticipates design will begin in early 2023 with construction occurring over two annual fish windows, in 2024 and 2025.

Commercial Air Service (Airlines Support)

Keep congressional delegation updated on Alaska Airlines marketing and retention efforts. Port/Airport may want to start exploring another Small Service Community Air Service Grant for a second outbound destination or retention of existing service.

Airport Improvement Program – Local Match

Small rural airports like Walla Walla Regional Airport are having a hard time coming up with their local match requirement for large FAA projects (current funding formula is 91.88%/8.12%). A 95% Federal and 5% local funding formula would help small airports complete critical infrastructure projects.

Broadband

Support funding broadband infrastructure and providing incentives in rural cities/towns of all sizes to foster economic development and provide greater technological equity with the urban centers.

Emergency Operations Center Improvements

Walla Walla County's multi-agency Emergency Operations Center has been identified as a targeted damage site, as it lies in the collapse path of a multi-story brick structure that could render the site a total loss to all law enforcement and the Emergency Operations Center. A new location has been identified that would increase the region's emergency resiliency.

Access Federal Programs

Work with congressional delegation to advance Port, County, and Cities infrastructure priorities. Federal agency targets:

- Department of Commerce, EDA and CDBG general purpose grants
- Department of Interior/U.S. Forest Service
- Federal Department of Transportation
- U.S. Army Corps of Engineers
- Department of Justice
- Homeland Security
- Bureau of Reclamation

Potential Projects

- Fiber Infrastructure Installation (Broadband Access)
- Warehouse District Development
- Additional Business Incubator Buildings Construction
- Removal/Remodel of various legacy military buildings at Walla Walla Regional Airport

2024 Washington State Legislative Priorities

Policy Requests:

Aviation Fuel Tax Diversion

Support legislative action to ensure taxes on aviation fuels are dedicated for aviation purposes and not diverted from aviation, ultimately ensuring the state aeronautics account is whole.

Small Business Protection and Retention

Support legislation that reduces regulatory burden and costs to small businesses.

Climate Commitment Act

- Use excess revenues to offset cost escalation and revenue shortfall in the transportation budget
- Implement changes and consider rebates for agriculture and maritime industries that have been impacted but were supposed to be exempt from the Climate Commitment Act.
- Support legislation that would use excess revenues to offset the cost of compliance to impacted businesses.

Protection and Proper Maintenance of the Four Federal Lower Snake River Dams

The Snake River Dams are essential public infrastructure, supplying affordable, low-carbon hydropower to residents and businesses in our region. Additionally, they create a navigation channel, enabling efficient and eco-friendly transportation of goods via barges. Ensuring the complete safeguarding and maintenance of this navigation system is crucial for sustaining the economic prosperity of the Pacific Northwest region.

Prevent Prevailing Wage Expansion

- Oppose legislation that would change prevailing wage rates from being tied to the time contracts are executed to when work is completed. This would potentially create unforeseen cost escalation in public works projects.
- Oppose legislation expanding the definition of “public works” to include private entities receiving certain tax credits or leasing land from public entities. This type of legislation would harm our ability to partner with private sector entities to promote job retention and growth.
- Oppose legislation that would expand the definition of public works to include janitorial and building maintenance which creates unintended consequences for public owners and contractors.

Increased Workforce Development and Walla Walla Community College Funding

Increase financial support and grow opportunities for workforce development training and apprenticeships through local community and technical colleges. This effort aims to enhance the availability of programs that provide essential skills and practical experience tailored to meet the current workforce demands of our communities.

Support and Retain Sustained Funding for State Programs Providing Grants and Loans

Protect and strengthen the grant and loan funding available through programs including the Public Works Trust Fund (PWTF), Community Economic Revitalization Board (CERB), Transportation Improvement Board (TIB), Department of Health (DOH), Model Toxics Control Act (MTCA), WA State Department of Aviation, and Department of Ecology (DOE)/Office of the Columbia River.

Unfunded Mandates

Ensure new legislation doesn't include unfunded mandates for local governments.

Transportation Budget Request

US 12 Corridor Completion Project

- **US Highway 12/Phase 8-** Funding for completion of the four landing of U.S. Highway 12. Phase 8, the final and most dangerous portion of the highway, has funds set aside for design and right-of-way, but construction is yet to be funded. It is a critical project for increased safety and freight mobility along the final 11 mile stretch.
- **US Highway 12/ Clinton Interchange-** Funding for a federal match on the tight-diamond interchange at the intersection of US Hwy 12 and Clinton Street to replace an at grade intersection. The project would provide a safe north-south crossing for pedestrians, cyclists, traffic, and emergency vehicles.

Watch List:

- WA State Penitentiary Funding
- Lead Aviation Fuel Transition
- Broadband Funding
- ADO Grant Funding
- Tax Increment Financing

Capital Request:

East Attalia, Peterson and Nunn Road \$3 Million

Pave roadways on East Attalia, Peterson and Nunn Road to encourage development at Wallula Gap Business Park, creating more living wage employment opportunities for the large minority and low income population in our region.

Burbank Business Park, Tank 2 \$2.5 Million

Phase 2 of the Burbank Water System, which will provide additional tankage, reservoir, and water treatment improvements for expanded economic development in the community.



Local Government Coalition 2024 State Legislative Priorities

Policy Area Positions

Small Business Protection and Retention

Support legislation that reduces regulatory burden and costs to small businesses.

Climate Commitment Act

- Use excess revenues to offset cost escalation and revenue shortfall in the transportation budget
- Implement changes and consider rebates for agriculture and maritime industries that have been impacted but were supposed to be exempt from the Climate Commitment Act.
- Support legislation that would use excess revenues to offset the cost of compliance to impacted businesses.

Protection and Proper Maintenance of the Four Federal Lower Snake River Dams

The Snake River Dams are essential public infrastructure, supplying affordable, low-carbon hydropower to residents and businesses in our region. Additionally, they create a navigation channel, enabling efficient and eco-friendly transportation of goods via barges. Ensuring the complete safeguarding and maintenance of this navigation system is crucial for sustaining the economic prosperity of the Pacific Northwest region.

Prevent Prevailing Wage Expansion

- Oppose legislation that would change prevailing wage rates from being tied to the time contracts are executed to when work is completed. This would potentially create unforeseen cost escalation in public works projects.
- Oppose legislation expanding the definition of “public works” to include private entities receiving certain tax credits or leasing land from public entities. This type of legislation would harm our ability to partner with private sector entities to promote job retention and growth.
- Oppose legislation that would expand the definition of public works to include janitorial and building maintenance which creates unintended consequences for public owners and contractors.

Increased Workforce Development and Walla Walla Community College Funding

Increase financial support and grow opportunities for workforce development training and apprenticeships through local community and technical colleges. This effort aims to enhance the availability of programs that provide essential skills and practical experience tailored to meet the current workforce demands of our communities.

Support and Retain Sustained Funding for State Programs Providing Grants and Loans

Protect and strengthen the grant and loan funding available through programs including the Public Works Trust Fund (P WTF), Community Economic Revitalization Board (CERB), Transportation Improvement Board (TIB), Department of Health (DOH), Model Toxics Control Act (MTCA), and Department of Ecology (DOE)/Office of the Columbia River.

Unfunded Mandates

Ensure new legislation doesn’t include unfunded mandates for local governments.

PRA Requests

Provide local governments additional opportunities to reduce administrative burden associated with public records requests.

Local Broadband Implementation Support

Support resources designed to aid in the planning, development, and implementation of local broadband infrastructure.

Multifamily Property Tax Exemption

Broaden RCW 84.14 – Multifamily Property Tax Exemption so all cities can participate in the program and there is no sunset.

Watch

List

- Mental Health Funding
- Cyber Security Mandates
- Qualified Immunity
- Tourism Funding
- Workforce Training
- CERB Support
- Washington State Penitentiary Funding
- Zoning for Housing
- Office of Columbia River Funding
- Natural Gas
- Water 2050
- Policing

Transportation Budget Requests

US 12 Corridor Completion Project

- **US Highway 12/Phase 8-**

Funding for completion of the four-laning of U.S. Highway 12. Phase 8, the final and most dangerous portion of the highway, has funds set aside for design and right-of-way, but construction is yet to be funded. It is a critical project for increased safety and freight mobility along the final 11 mile stretch.

- **US Highway 12/ Clinton Interchange-**

Funding for a federal match on the tight-diamond interchange at the intersection of US Hwy 12 and Clinton Street to replace an at grade intersection. The project would provide a safe north-south crossing for pedestrians, cyclists, traffic, and emergency vehicles.



Capital Budget & Other Infrastructure Investments



City of College Place

- ♦ **Western College Place Water System Improvement -**

\$1 Million

The City must invest over \$7 million dollars in a one million gallon water tank and additional well needed for the supply and resiliency of the College Place water .

- ♦ **Lions Park Community Center -**

\$2.5 Million

The \$10.1 million dollar project will replace and outdated community center located adjacent to the newly renovated park. The new center will include commercial kitchen, common room, storage, library branch, and childcare.



Port of Walla Walla

- ♦ **East Attilia, Peterson and Nunn Road -**

\$3 Million

Pave roadways on East Attalia, Peterson and Nunn Road to encourage development at Wallula Gap Business Park, creating more living wage employment opportunities for the large minority and low income population in our region.

- ♦ **Burbank Business Park, Tank 2 -**

\$2.5 Million

Phase 2 of the Burbank Water System, which will provide additional tankage, reservoir, and water treatment improvements for expanded economic development in the community



Walla Walla County

- ♦ **Walla Walla County Courthouse**

\$2 Million

The County's Historic Courthouse Complex is both the operational and visible seat of County government. The County has received a threat analysis from DHS/CISA on the physical resiliency of the complex. The need to secure the courthouse with more robust physical protection, as well as the need to transition to a single-entry complex was very clearly stated.

- ♦ **Emergency Operations Center Improvements**

\$1 Million

Walla Walla County's multi-agency Emergency Operations Center has been identified as a targeted damage site, as it lies in the collapse path of a multi-story brick structure that could render the site a total loss to all law enforcement and the Emergency Operations Center. A new location has been identified that would increase the regions emergency resiliency



Washington SBDC & ADO Partnership County Activity & Impact Report

County: Whitman

Quarter Total Date Range: 4.1.25...6.26.25

Year to Date Range: 1.1.25...6.26.25

Data Elements	Quarter Total	Year to Date
CASE TOTALS (Clients)		
Number of Clients Counseled	21	33
Number of New Clients	9	19
Company Status		
Pre-venture/Nascent	7	13
Startups	7	8
In Business	9	15
CASE TOTALS (Total Hours)		
All Prep + Contact Client Hours	60	160
New Client Hours	28	104
CASE TOTALS (economic impacts)		
Capital Infusion	\$34,200	\$34,475
Number Businesses Created	2	4
Jobs Created	1	4
Change in Sales	\$0	\$0
CASE TOTALS (economic indicators)		
Jobs Saved/Retained	59	82
Gross Revenue of Counseled Clients	\$2,349,000	\$3,574,000
DEMOGRAPHICS (Type of Business, # of Clients)		
Accommodation and Food Services	5	8
Agriculture, Forestry, Fishing and Hunting	1	1
Arts and Entertainment	1	1
Construction	3	3
Educational Services	0	0
Finance and Insurance	0	0
Healthcare and Social Assistance	1	2
Management of Companies and Enterprises	0	0
Manufacturing	0	0
Professional/Technical Services	6	11
Real Estate, Rental and Leasing	0	0
Research and Development	0	0
Retail	3	4
Service	1	3
Technology Services	0	0
Transportation and Warehousing	0	0

Wholesale	0	0
No Response	0	0
DEMOGRAPHICS (Business Ownership Gender)		
Male	9	12
Female	8	14
Male/Female	3	5
No Response	1	2
DEMOGRAPHICS (Ethnic Background - Race)		
American Indian or Alaskan Native	0	0
Asian	2	3
Black or African American	0	0
Native Hawaiian or Pacific Islander	0	0
Multiracial	1	2
White	15	22
No Response	2	4
DEMOGRAPHICS (Ethnicity)		
Hispanic	2	4
Non-Hispanic	16	24
No Response	3	5
DEMOGRAPHICS (Business Ownership Vet. Status)		
Veteran	0	0
Service-Disabled Veteran	0	0
Non-veteran	17	25
No Response	4	8
COUNSELING ACTIVITY (Areas of Counseling, # of Sessions)		
Business Accounting/Budget	0	1
Business Plan	1	3
Buy/Sell Business	1	1
Cash Flow Management	0	0
Financing/Capital	0	1
Human Resources/Employee Mg't	0	2
International Trade	1	1
Managing a Business	11	15
Marketing/Sales	7	11
Start-up Assistance	6	15
No Response	0	0
Other	21	33

*All economic impacts are reported by the client and attributed to the assistance of their SBDC advisor.
The Washington SBDC network, hosted by Washington State University, is an accredited member of America's SBDC.
Funded in part through a cooperative agreement with the U.S. Small Business Administration (SBA),
institutions of higher education, economic development organizations and other public and private funding partners.*

Business Leads

Project Completed or Permit Phase		New or Re-Activated Business Lead	Still Active Business Lead	Business Lead Cold or on Hold	Business Lead Closed
Date	Lead Source	Type of Business	Criteria	Benefits	Status
Sept-24	DOC	Project NLS Manufacturing	700 - 1,300 acres (ideal size is 1,000 acres); minimum 250MW; 3 million gal/day water; 1,500 dekatherm/hour	FTE: 1000+ Investment: \$1B+ Capital	No sites meet preferred criteria.
Sept-24	DOC	Project Condor Nuclear Manufacturing and Recycling	65-150+ acres, 57.5 MW by 2031, 164,560 gal/day, spur access to freight rail and/or year-round navigable barge waterway	FTE: 600 Investment: \$1.53 billion Capital	No sites meet preferred criteria.
Sept-24	DOC	Project Frontier Manufacturing	1-15 acres, 6-7 MW, 13 MCFH, 1500 gal/minute, adjacent to rail	FTE: 200	No sites meet preferred criteria.
Sept-24	DOC	Project Oribi	50+MW with capacity to scale to 100MW by 2025, 500,000+ square feet	FTE / capital investment: Unknown	No sites meet preferred criteria.
Sept-24	DOC	Project Radiance Solar	100,000 sq ft, 2.5 MW expand to 3 MW	FTE: 100 investment: Unknown Capital	No sites meet preferred criteria.
Oct-24	DOC	Project Builtwell Modular Manufacturing	60 acre site near rail terminal, water supply	FTE: 16 Capital investment: Unknown	No sites meet preferred criteria.
Oct-24	DOC	Project ASIC Mining	50,000 - 80,000 sq ft building	FTE: 60+ investment: Unknown Capital	No sites meet preferred criteria.
Nov-24	DOC	Project Paddle Quest	40,000-45,000 sq ft building	FTE: 10 Capital investment: Unknown	No sites meet preferred criteria.
Nov-24	DOC	Project Hydra International Beverage Manufacturing	1 million gal/day minimum, up to 4-5 million gal/day, 4.8MW minimum, 225,000 gal discharge/day minimum, 150,000 sq ft minimum	FTE / capital investment: unknown	No sites meet preferred criteria.
Dec-24	DOC	Project Family Formula	25,000-50,000 sqft; 1-5 acres, high electricity and natural gas capacity, good ventilation	FTE: 20-50 investment: Unknown Capital	No sites meet preferred criteria.
Dec-24	Private	Project Beverage Production	1 million gal/day minimum, 4.8 MW minimum, 11.5 acres minimum	FTE / capital investment: Unknown	No sites meet preferred criteria.
Jan-25	DOC	Project Twilight	200-300 MW; reginery site or adjacent to refinery		No sites meet preferred criteria.
Jan-25	DOC	Project Saline Tech Clean	30,000 square ft. manufacturing / warehouse space for lease; 1500 gallons / day, 300kW peak demand	FTE: 50 investment: \$750,000 Capital	No sites meet preferred criteria.
Jan-25	DOC	Project Mjolnir Fusion Energy Facility	542M gallons/year; 50-75MW	FTE: 200 Investment: \$637M Capital	No sites meet preferred criteria.
Feb-25	DOC	Project Traction Manufacturing	200-250 acres, 30MW scalable to 100MW, existing rail access	FTE: 600-2200, with up to 1000 construction jobs Investment: \$500M Capital	No sites meet preferred criteria.
Mar-25	DOC	Project Tectonix ICT / Advanced Manufacturing	150,000 sq ft including 100,000 sq ft clean room; 10,000KVA	FTE: 100	No sites meet preferred criteria.
Mar-25	DOC	Project Timberline	SAF Facility: 23 acres, 10MW; Methanol Facility: 6 acres, 4MW; proximity to biomass sources, ports, refineries	FTE: 25-55 Capital Investment: \$100-150M	No sites meet preferred criteria.
April-25	DOC	Project Horizon	80+ acres, 10-14MW with 55-60MW capacity at full buildout, 5M gallons / day, natural gas	FTE: 200	No sites meet preferred criteria.
May-25	DOC	Project Road Candy Asphalt Distribution Services	15-40 acres zoned heavy industrial with rail access, dual access for trucking, natural gas, potable water, electrical, and sewer	FTE / capital investment: Unknown	No sites meet preferred criteria.
May-25	DOC	Project Tangerine Textile Recycling	5 acres minimum; prioritizing former pulp and paper mills from forest industry; 500,000 gallons/day; 400kWh/month	FTE / capital investment: Unknown	No sites meet preferred criteria.
May-25	DOC	Project Elevate Sustainable Aviation Fuel Facility	220MW with minimum 70% renewable energy; minimum 288,000 gallons/day; 20-30 acres zoned industrial with proximity to rail and highways	FTE / capital investment: Unknown	No sites meet preferred criteria.